

# Sinkers & Sin

## Sinkers & Sin

Mathew 11:28, 30

"Come to me, all you who are weary and burdened, and I will give you rest. For my yoke is easy and my burden is light."

---

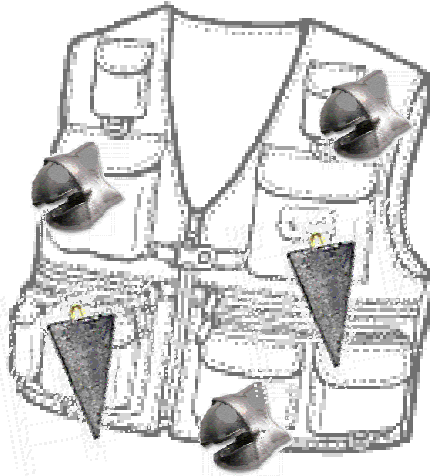


## FISHING

### **Activity 1: The Sinker Suit**

*(Introduction, Skit) (Up to 10 minutes,*

1. **Hello everyone?**  
*(Students React)*
2. **What's wrong?**  
*(Students Respond)*
3. **Oh, you noticed my new vest.**
4. **What do you think?**  
*(Students Share)*
5. **I call it my Sinker Suit. Would you wear one?**  
*(Let Students Respond)*
6. **It does get a little heavy and uncomfortable sometimes. Plus, it makes it a little difficult to do a whole lot. It's hard to cast with it on too. But at least I have my sinkers when I need them.**
7. **So, what might our lesson be able today?**  
*(Students Answer)*
8. **You got it! We are going to explore fishing sinkers.**



Prior to the lesson, pin or attach a whole bunch of sinkers to an old vest or shirt and walk into the room where the participants are waiting. Make it look uncomfortable and heavy. Or, you can put different sinkers in small baggies and attach the baggies to the vest. This will help when it's time to remove them. Have enough of each kind of sinker for each participant. A list of the sinkers covered in the lesson is located in the appendix. If there are sinkers unique to your region or type of fishing, include those as well. Proceed with the script. This will grab their attention.

## **Activity 2: Getting to Know Fishing Sinkers**

*(Lecture, Group Work) (20 minutes)*

### **The Basics**

**1. Ok, so we are going to explore sinkers?**

**2. What do you know about fishing sinkers?**

*(Let students share their knowledge)*

- A. Sinkers come in many different shapes and sizes. Some are round and diamond shape, some are oval, and some have holes and clips.
- B. Sinkers help us cast our bait or lure.
- C. Sinkers help us get our bait or lure to the bottom, and
- D. Sinkers keep our bait on or near the bottom.
- E. Sinkers are made from molds. Hot metal is poured into the molds and the metal takes that shape.



**3. Why do you think sinkers come in different shapes?** *(Let students share their knowledge)*

**4. Different sinkers are used in different situations.**

**5. Some are used when we are fishing with live bait and some are used when we are using a plastic worm.**

**6. Others are used when we are fishing in grass while some work better in mud or sand.**

**7. Why do you think sinkers come in different sizes?**

*(Let students share their knowledge)*

Begin with a “What do you know about Sinkers”.

You may want to list what the participants know about sinkers on a board or chart.

Be sure to elaborate on the purposes of sinkers.

Hold up and pass around different shaped sinkers.

8. Sinkers are labeled or grouped by their weight. We can get sinkers as tiny as BB to as large as 3 ounces or more. Lighter weight sinkers are used when we are fishing for smaller fish or in calm water, while heavier sinkers are used when we are fishing with heavier gear and for bigger fish or in fast current.

### Sinker Options

9. Ok, so what are the different kinds? Do you know?

*(Students Share)*

### The Split Shot Sinker



10. The most popular and most commonly used sinker is the split shot. This weight is used primarily when fishing with live bait. Although some use it when fishing with a plastic worm or grub.
11. It comes in different sizes and is simply added to the line above the hook or swivel by pinching the sinker onto the line.
12. The size split shot we use depends on the size line and bait we are using and what the water conditions are like.
13. When using lighter line and fishing in calm water, we might not need a heavy split shot to keep the bait down.
14. However, if we are use heavier line and bait, and we are fishing in current or deep depths, we will need a heavier split shot.

### The Bell Sinker



15. The bell sinker is used when fishing deep. Some anglers also use it when they are trolling bait behind their boat.
16. The bell sinker has a metal or wire loop where the line is tied. Most people who use bell sinkers use them with a three way swivel.
17. Bell sinkers help prevent from getting snagged on the bottom.

Pass around a BB size split shot and a 3 ounce pyramid sinker so the students can compare.

Hold up a split shot and pass some around.

Model how to add and remove a split shot with a pair of pliers. You might also provide participants with the rigging diagrams at this time. They are located in the appendix.

Pass around a bell sinker for the participants to observe. Show them the bell sinker rig diagram.

## The Pyramid Sinkers



18. Take a minute and look at this next sinker. What do you think it is called?  
*(Let Students Guess)*
19. This is the pyramid sinker. This sinker is used when fishing live or dead bait in heavy current, the ocean surf, and in mud and sand bottoms.
20. The shape helps it dig into the bottom and keep the bait in place.
21. These sinkers are used with larger rods and reels and big tackle. Most people attach these sinkers to a clip or swivel that is tied to the line.

## The Egg Sinker



22. Here's another sinker that gets its name from its shape.
23. What do you think it's called?  
*(Students Answer)*
24. This is an egg sinker.
25. People who fish for catfish use this sinker when using live or dead bait. They add the weight by weeding the line through the hole and then tie a swivel to the end of the line to prevent the sinker from hitting the bait.
26. The egg sinker is also used with something called a Carolina Rig. This rig is one way to catch bass with artificial worms or lizards.

Pass around different size pyramid sinkers.

Show participants the rig diagram for pyramid sinkers.

Pass an egg sinker around.

Show participants the egg sinker rigs.

## **The Bullet Sinker**

**27. Ok, how about this sinker? Can you guess what it is called?**

*(Students Guess)*

**28. This is the bullet sinker. Some call it the worm sinker.**

**29. Does anyone know how it is used?**

*(Students Share)*

**30. The bullet sinker is used mostly when fishing with artificial worms, salamanders and other soft plastics.**

**31. The rig is called the Texas Rig.**

## **FISHING Wrap-Up**

**32. There we have it. There are 5 of the most popular fishing sinkers. There are other types of sinkers out there, but these are the ones that people use most often.**

**33. So, why do we use fishing sinkers?**

*(Let Students Review)*

### **FELLOWSHIP ACTIVITY**

You may want to be prepared following the fishing lesson to have everyone practice assembling each of the different type rigs noted in the Appendix section. This will require gathering enough tackle for each person for each rig. It will make for a great enrichment activity. This will give them experience with the sinkers and rigs. This activity is noted again in the FELLOWSHIP Section and can be done during another meeting or session.

Hold up and pass around a bullet or worm sinker.

Show the bullet weight/ Texas rig.

Model how the Texas rig is assembled.

Listen for the participants to review the facts and fill any that they can't remember.



# FAITH

## **Activity 1: Sinkers & Sin**

*(Demonstration, Discussion, Bible Study) (35 minutes)*



1. **Think back to our study of fishing sinkers.**
2. **What is the main purpose of any fishing sinker?**  
*(Students Respond)*
3. **The job of any fishing sinker is to get our bait or lure down and keep it there.**
4. **Do you think some fishing sinkers sink faster than others?**  
*(Students Answer)*
5. **Let's try it.**
6. **It makes sense that the bigger and heavier sinkers sink faster than the smaller sinkers.**
7. **Even though the larger sinkers sink faster, what can we conclude about all sinkers no matter how big or small they seem.**  
*(Allow students to draw conclusions)*
8. **All sinkers sink and end up on the bottom.**
9. **You know, sinkers remind me of something we all have in common.**
10. **Any clue what that might be?**  
*(Let students have time to think.)*
11. **Sinkers remind me a lot of sin.**
12. **Like sinkers, sin weighs us down. Sin is such a burden to carry. And it doesn't matter what the sin is. All sin separates us from God. All sin takes us to the bottom.**
13. **Well, today we are going to explore what sin is and how sin and sinkers are alike.**
14. **What is sin?**  
*(Students Share)*

Prior to this activity, gather a small fish tank or bowl. Fill it with gravel or sand to protect the bottom. Fill the tank with water and set it in front of the teaching area. Participants need to be able to see it. Gather several different style sinkers, and be sure to have a sinker for each participant.

Drop two sinkers in the fish bowl at the same time, one small and one large.

15. **Sin is anything that separates us from God. Sin are those bad things that we think, say or do that break God's rules for the way we He wants us to live.**
16. **Let's go to God's word and see what the Bible says about sin.**
17. **Let's turn to Romans 3:23.**
18. **What does this tell us about sin?**
19. **Yes, we are all sinners. We have sinned.**  
*(Students Answer)*
20. **Does anyone know what sin leads to?**  
*(Students Answer)*
21. **Let's turn to Romans 6:23.**
22. **The Bible is clear that sin leads to death. The bad things we think, say and do deserve eternal death and separation from God.**
23. **You know, there are many different kinds of sins just as there are many different kinds of sinkers.**
24. **Each of us knows the sin that we are struggling with. It might be pride or lying, or maybe we gossip or steal.**
25. **Regardless of the type of sin, any and all sin, no matter its shape, weighs us down and takes us to the deepest depths of unhappiness and despair.**
26. **And the Bible says that Satan, the devil, is like a roaring lion looking for someone to devour. Satan's job is to tempt us to sin because he knows if we do, we will be so weighted down by sin that we can't rise up and live the life God desires for us to live.**
27. **There is good news, however. Jesus Christ, God's son, came to carry the weight of our sin, our sinker.**
28. **He came to take our punishment for sin so we might have eternal life.**

At this point you may want to continue just as a discussion and share the scriptures, or you might want to have the participants complete the Bible Study located in the Appendix.

Hold up several different kinds of sinkers.

Drop the sinkers into the fish bowl as you are stating this fact.

Read or quote John 3:16 if you feel led.

**29. In Mathew 11:28, 30, Jesus said,** “Come to me all you who are weary and burdened and I will give you rest. For my yoke is easy and my burden is light.”

**30. Have you asked Jesus to carry the weight of your sinker/sin? He will.**

**31. I want each of us to take a sinker. Let this sinker remind us of our sin and that Jesus came to take away the weight of sin that we carry.**

**32. And if you have never placed your faith In Jesus as your Savior and Lord and asked him to lift the weight of sin from your life, I invite you to speak with me after our lesson today.**

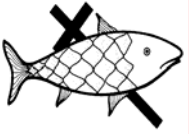
**33. Let's pray.**



*Dear God,  
We thank you for this time of fellowship when we can gather and learn more about you and the wonderful sport of fishing. God we thank you for your word and the guidance it gives us. Lord we ask that you help us identify the sinkers or sins in our lives that are weighing us down and keeping us from the life you have planned for us.  
In Jesus name, Amen.*

Hand each participant a sinker to remind them of sin and the need for Jesus.





## FELLOWSHIP

### **Rigging Sinkers**

Help participants apply their new knowledge by assembling each of the different type rigs noted in the Appendix section. This will require gathering enough tackle for each person for each rig. It will make for a great enrichment activity. This will give them experience with the sinkers and rigs. If your budget allows, purchase enough tackle for each person to make-and-take each rig. This could be an additional meeting/activity for your club or camp.

### **Sinker Stewardship**

Share that many fishing sinkers are made of lead. Lead is poisonous and harmful to us and the environment. Many birds and fish will eat lead sinkers off the bottom thinking they are rocks. Loons are especially likely to ingest lead sinkers. Share with the participants that they can play their part in protecting themselves, the environment and fish by purchasing lead-free sinkers.






### **Sinkers & Sin Devotional Outreach Kit**

Visit [www.hookedforlife.org](http://www.hookedforlife.org) and download the Sinkers & Sin Devotional Outreach Kit. Print the devotion on business cards. Gather small plastic bags and sinkers. Have each participant create devotional outreach kits to give to their friends.

Conduct these activities as additional sessions or meetings for your group. These are great follow-up and enrichment activities.

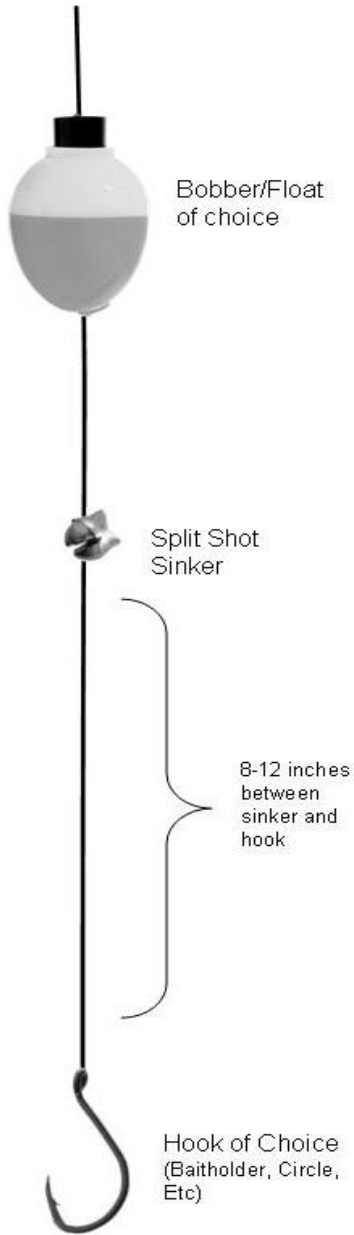
# Appendix

# Basic Fishing Sinkers

<p><b>Split Shot Sinker</b></p> 	<p>The Split Shot sinker is used primarily when fishing with live bait. It comes in different sizes and is added to the line above the hook or swivel by pinching the sinker onto the line. The size split shot we use depends on the size line and bait we are using and what the water conditions are like. Lighter line and calmer water requires lighter weight, while a heavier split shot is needed when using heavier line or fishing in current.</p>
<p><b>Bell Sinker</b></p> 	<p>The bell sinker is used when fishing in deep water. Some anglers also use it when they are trolling bait behind their boat. The sinker has a metal or wire loop where the line is tied. Most people who use bell sinkers use them with a three way swivel. Bell sinkers help prevent from getting snagged on the bottom.</p>
<p><b>Pyramid Sinker</b></p> 	<p>The pyramid sinker is used when fishing with live or dead bait in heavy current, the ocean surf, and in muddy and sandy bottoms. The shape helps the weight dig into the bottom and keep the bait in place. These sinkers are used with larger rods and reels and big tackle. Most people attach these sinkers to a clip or swivel that is tied to the line.</p>
<p><b>Egg Sinker</b></p> 	<p>The egg sinker is popular when using live or dead bait to catch catfish use this sinker when using live or dead bait. The sinker is also used with an artificial worm or lizard to catch bass. It's called a Carolina Rig.</p>
<p><b>Bullet/ Worm Sinker</b></p> 	<p>The bullet or worm sinker is used with a worm hook and soft plastic worm to catch largemouth and smallmouth bass.</p>

# Fishing Rigs

Live Bait with Bobber  
Split Shot Sinker



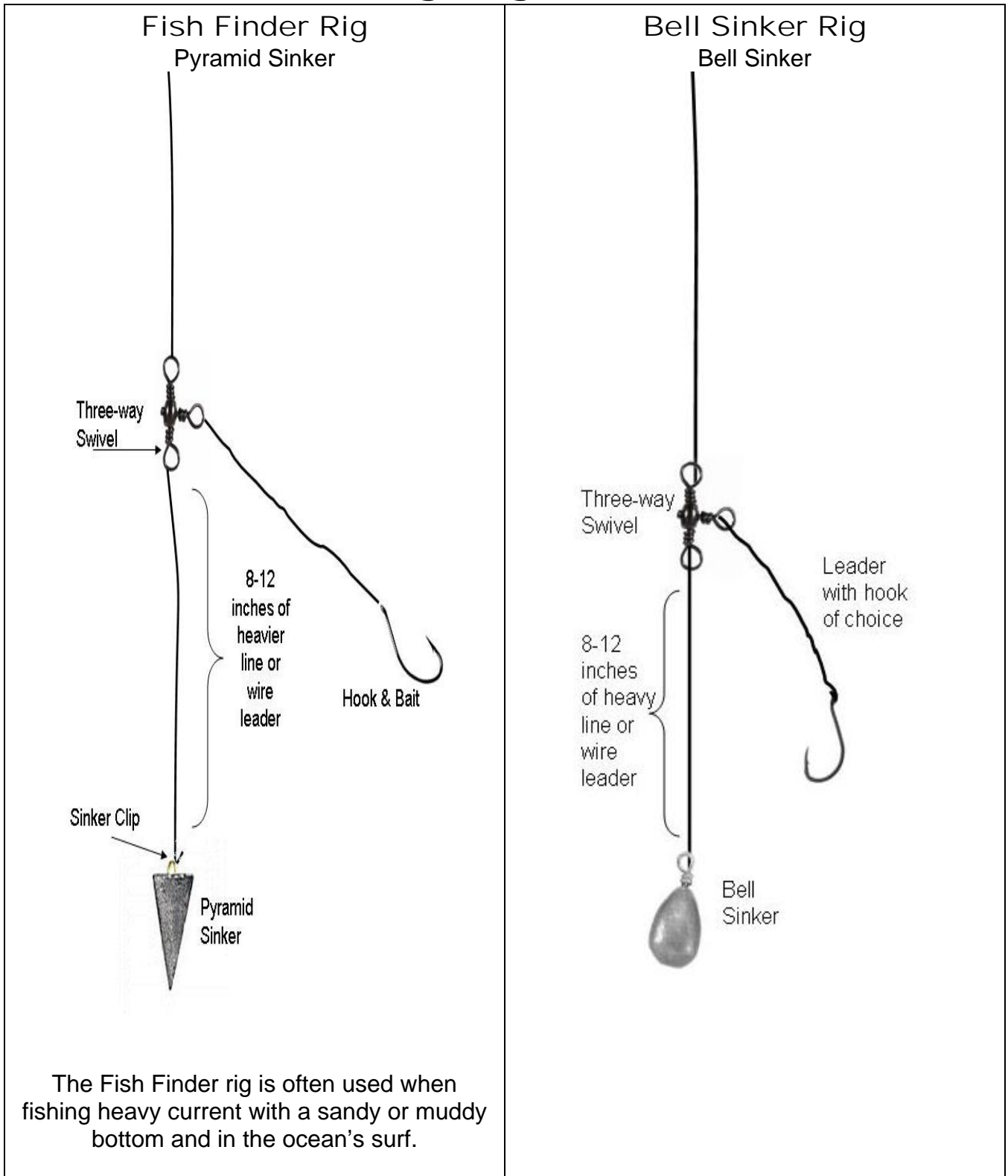
This rig is perfect when using minnows, worms and other live bait. It works with corn and bread too. It's great for many species of fish from bass and bluegill to trout and perch.

Live Bait Rig for Bottom  
Split Shot Sinker

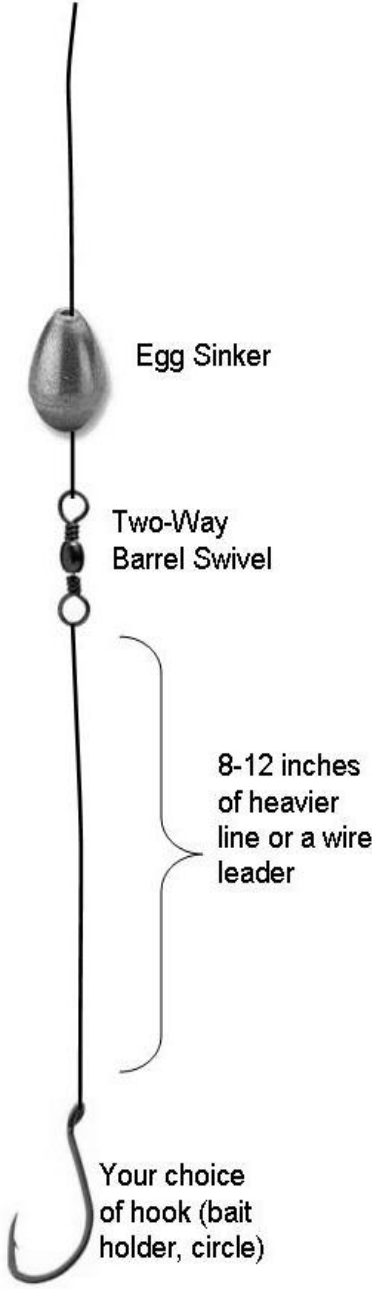
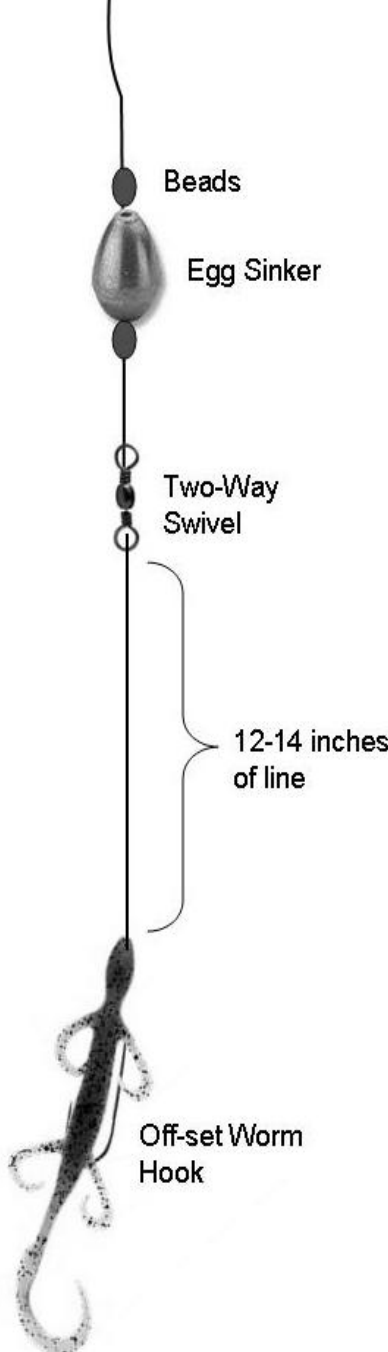



This rig is perfect when using live bait or processed bait like power-bait. It's great for any species of fish when wanting to fish on the bottom.

# Fishing Rigs Cont.



# Fishing Rigs Cont.

<p style="text-align: center;"><b>Catfish Rig</b> Egg Sinker</p>  <p style="text-align: center;">Your choice of hook (bait holder, circle)</p>	<p style="text-align: center;"><b>Carolina Rig</b> Egg Sinker</p>  <p style="text-align: center;">Off-set Worm Hook</p> <p style="text-align: center;">The Carolina Rig is used when fishing with soft plastic lures for bass.</p>	<p style="text-align: center;"><b>Texas Rig</b> Bullet Sinker</p>  <p style="text-align: center;">Off-set Worm Hook</p> <p style="text-align: center;">This rig is used when fishing with a plastic worm for largemouth and smallmouth bass.</p>
--	---	--

# Bible Study

## **Sinkers & Sin**

The purpose of any fishing sinker is to take the bait to the bottom. Like sinkers, sin weights us down and takes us to the deepest and darkest depths of despair. Discover what God's word has to say about sin. Read each question and find the scripture in the Bible for the answer.

- 1. What do we all have in common?** (Romans 3:23)
  
- 2. What sins or “sinkers” are weighing you down in life?**
  
- 3. What is the consequence or punishment for sin?** (Romans 6:23)
  
- 4. What did God do to rescue us from the death our sin or sinkers deserve?** (John 3:16)
  
- 5. What does Jesus want us to do?** (Mathew 11:28-30)
  
- 6. Have you asked Jesus to lift the weight of sin from your life? Have you asked Him to carry the “sinkers” in your life?**